

Must See



Bars & Cafes



Nightlife



Festivals & Events



Shopping

BUDGET TRAVELLER'S  
GERMAN WANDERLUST

48 HOURS IN

# Munich

## Youth HotSpots in Germany

Share the moment.

Supported by:



on the basis of a decision  
by the German Bundestag

Travel Destination Germany  
© German National Tourist Board

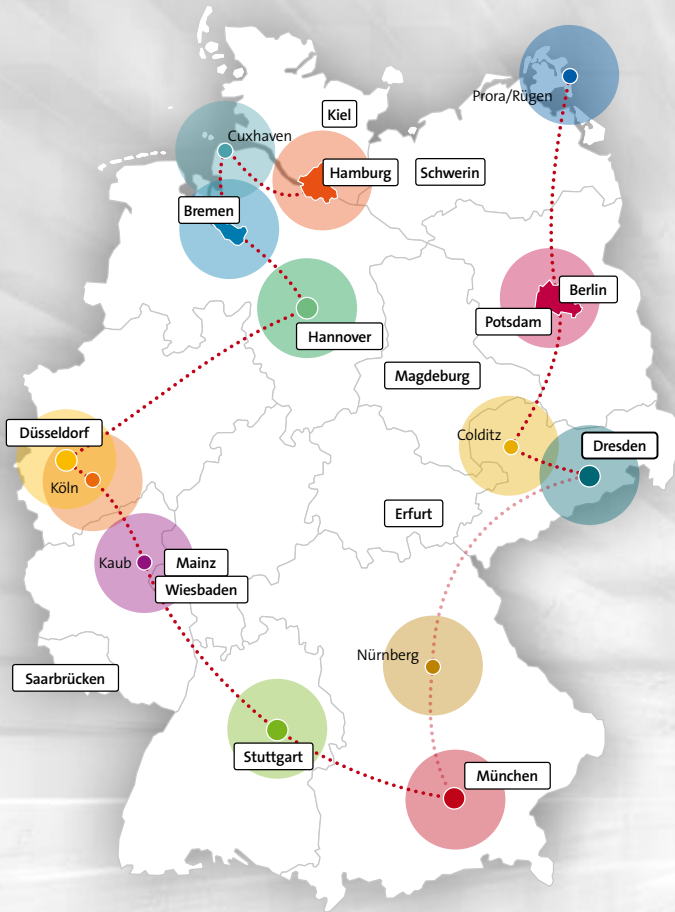



[www.germany.travel](http://www.germany.travel)

# Youth HotSpots in Germany share the moment.

**BUDGETTRAVELLER'S 48 HOUR GUIDE TO GERMANY** is a personal snapshot of some of the coolest youth hotspots [www.germany.travel/youth](http://www.germany.travel/youth) in 12 of Germany's leading cities and towns. The guide comes complete with my itinerary plus the cost associated with each activity so that you can pick and choose activities that are best suited to your interests and budget. Each itinerary was created to allow travellers the freedom to explore each place in a relaxed manner and without blowing your budget. I welcome your feedback – Share your thoughts on Facebook, Twitter & Instagram using the hashtag **#youthhotspotsgermany**.

**Get the Youth HotSpots App!**  
Your top locations plus free-access Wi-Fi  
for when you're on the move. For **iOS** and **Android**



## BudgetTraveller's biography



Kash Bhattacharya has been travelling on a budget for the last 4 years, blogging about his adventures at [BudgetTraveller.org](http://BudgetTraveller.org). He has been featured in the New York Times, Guardian, Vanity Fair and National Geographic. In July 2013, he's launching a guide to Luxury Hostels in Europe and also helped develop award-winning campaigns like **#BlogVille** for the Emilia Romagna Tourism Board, **#Blogmanay** for Unique Events and Event Scotland and **FilmTraveller\_CoteD'Azur** – a blog about film tourism in Cote D'Azur for the Cote D'Azur tourism board. You can also follow Kash on Twitter and Facebook.




Share the experience  
[youth-hostels.de](http://youth-hostels.de)



The German Wanderlust is part of the campaign 'Youth HotSpots in Germany – Share the moment.' launched by the GNTB at the 2013 ITB travel fair in Berlin to promote its year of youth tourism. For the project the GNTB has teamed up with the German Youth Hostel Association (DJH) [www.youth-hostels.de](http://www.youth-hostels.de) and transport partner Deutsche Bahn [www.bahn.com](http://www.bahn.com).

The Youth HotSpots, such as bars, cafés, must-sees and events, featured on the interactive map at [www.germany.travel/youth](http://www.germany.travel/youth) provided orientation points for Kash. Kash stayed overnight in DJH youth hostels and was travelling by train with Deutsche Bahn.



BUDGET TRAVELLER'S GERMAN WANDERLUST  
48 HOURS IN **Munich**

**Table of Content**

Day 1

1 Check-in Jugendherberge Possenhofen	05
2 Begin the day with a view	06
3 The Glockenspiel	06
4 Eis Eis baby @ Cafe Rischart	07
5 Lunch at Pizzeria Grano	07
6 Residenz	07
7 Augustiner am Dom	08
8 Back to the Viktualienmarkt	08
9 Night at the 'Cinema'	08

Day 2

10 Lake Starnberg	09
11 Lunch at Kaimug	09
13 Allianz Arena	10
14 Schloss Nymphenburg	11
15 Englischer Garten	11
16 Hofbräuhaus	12


Munich – Getting there and away 13

Total cost of trip 13



## *Good to know*

While my trip has been sponsored, the views and thoughts represented in this article are my own.




Whether you enjoy oompah bands and drinking beer from 2 litre glasses, fancy cycling along the edge of a lake just outside the city with the beautiful Alps in the distance or simply just relax in a traditional 'English Garden' while watching surfers ride a man made wave in the middle of a park – Munich offers a stunning diversity and range of attractions.

The only problem was that I had only 48 hours.

Here is the account of my time spent in the city of 'Laptops and Lederhosen'.



DAY 1  
.....  
9 AM  
  
1



## *Check-in Jugendherberge Possenhofen*

Even though the Jugendherberge Possenhofen is a 40 minute ride from Munich on S-Bahn and drags you way out of the city ...you wake up beside the beautiful Lake Starnberg where the alpine air is great for a sore head after all those beers you may consume over your stay in Munich. The rooms here are basic but clean and comfortable. The building itself is a very cool space. The lake is within a stone's throw of the hostel and the surrounding woods are perfect for long walks or going cycling. A bed in a 4 bed dorm here starts around the € 22 and includes breakfast. There is free wifi in the lobby area.

If you're looking for a more central hostel, I recommend checking out the Jugendherberge Munich Park or the excellent Wombats City Hostel.



*Share the experience*  
youth-hostels.de



DAY 1  
11 AM

2

## *Begin the day with a view*

306 steps and up 14 flights of stairs, it's an almighty hike up to the top of Munich's oldest church (1180 AD) St. 'Alter Peter' (Old Peter) which is just a few minutes walk from the square and Marienplatz. On top, you get amazing views of the city and on a clear day you can see the snow clad peaks of the Alps. It's a great way to get a sense of the surroundings and a birds eye view of the amazing architecture of the Altstadt.

**Entry fee** €1.50




**Must See: St. 'Alter Peter'**

## *The Glockenspiel*

After climbing down and getting my breath back, I found myself back in the main square of the city, Marienplatz.

Here you'll find the beautiful new town hall, 'Neues Rathaus' with its famous Glockenspiel. It's a tad touristy but still a classic Munich experience. With over 43 bells, it is the largest of its kind in Germany with the largest bell weighing over 1300 kgs! If you time your visit right like I did (i.e.: arrive just before 11am or noon or 5pm) you'll witness dancing figurines on the clock as it chimes.



DAY 1  
11:30 AM

3



**Must See: The Glockenspiel**

DAY 1  
.....  
12:15 AM

4

## Eis Eis baby @ Cafe Rischart

Definitely recommend popping into Marienplatz's local bakery and café – Café Rischart if you're looking for a sandwich or a takeaway coffee. When in town, I always pop in here for their ice-cream where you can enjoy a choice of flavours for as little as €1.20.

## Lunch at Pizzeria Grano

Just around the corner, I pop into the Viktualienmarkt food market which is usually busy with locals buying fruit, ham and cheeses. It's quite pricey here in terms of grabbing a bite so I head to a pizzeria just around the corner recommended by locals called Pizzeria Grano (Sebastiansplatz 3). Prices are inexpensive. I treat myself to an excellent crispy pizza with tomato, rucola costing just €9. The pizzeria is located right next to the Synagogue and the Viktualienmarkt, at the corner of the Sebastiansplatz and the Nieserstrasse.

DAY 1  
.....  
1 PM

5


DAY 1  
.....  
2:30 PM

6

## Residenz

I retrace my steps to Marienplatz and continue north to Residenz Palace, which was the seat of power for Bavaria's famous Wittelsbach dynasty which ruled the region for more than 700 years. Highlights here include the rococo Cuvilliés-Theatre which staged the first performance of Mozart's Idomeneo opera in 1781 and the very flashy Palace Treasury.

**Cost** €7 for visiting the Residenz or €13 for a combined ticket for the Residenz Museum, Treasury & Cuvilliés-Theatre



DAY 1  
6:30 PM

8

**Cost** €2.60

 Bars & Cafés:  
Schlemmermeyer's

## Back to the Viktualienmarket

Viktualienmarket is packed to the rafters on summer evenings like this. Locals and tourists were drinking the local Weissbier in the Biergarten with weisswurst. This is the perfect spot in Munich to have a drink and then indulge in that age old pastime – people watching.

I am starving. Somehow the beer here makes you very hungry. I enjoy a very tasty Rostbratwurstl at Schlemmermeyer's in the Viktualienmarket.

DAY 1  
8 PM

9



 Nighlife: 'Cinema'

**Cost** €3.95 for 0.5l of Augustiner Hell lager.

DAY 1  
4 PM

7



 Bars & Cafés: Augustiner

## Augustiner am Dom

Munich is famous for its bierkeller culture. While Hofbräuhaus is decidedly the better place in terms of atmosphere, if you are looking for a proper pint of Bavarian beer, pop into the Augustiner am Dom restaurant for a drop of the Augustiner. They have a nice open-air beer garden at the back. If you've been unlucky in not being able to procure tickets for a game at the Allianz Arena, pop in here where they show the games on multiple plasma screen TV's. Or if you are looking for a proper locals pub, devoid of the tourists, pop into Kreuzberger for some Augustiner.

## Night at the 'Cinema'

I wind down the evening with a trip to the 'Cinema' (Nymphenburger Strasse 31) to see Tom Cruise save the world (again). It's the only place in Munich where you can watch films in English. It had been ages since I'd been to the movies. While I can now confirm that it was probably one of the worst movies I've ever seen, the cinema itself is great with a large auditorium. The ticket price was a bit hefty at around €10 but that seems to be the going rate for watching a Hollywood blockbuster in these parts.

Take the U-Bahn U1 to Stiglmaierplatz.





Lake Starnberg

DAY 2  
.....  
9:30 AM

10

## Lake Starnberg

I spend the morning relaxing in the picturesque and regal town of Starnberg which is on the southern tip of Lake Starnberg. It's a 30 minute ride out with the S-Bahn from Munich but feels a world away from the hustle and bustle of the city. If you are based at the Jugendherberge Possenhofen, it's just 10 minutes by train. Starnberg is perfect for walking along the promenade at the lake and exploring lots of cool, interesting shops. Alternatively, just grab a drink at one of it's cafes and enjoy the swans gliding gracefully on the crystal clear waters of the lake with the amazing panorama of the Alps in the distance.

### Top Tip

#### Pinakothek der Moderne

Art and culture lovers should not leave Munich without a visit to the stunning Pinakothek der Moderne, a vast contemporary art gallery which is as famous for its sweeping, elevated design as for its fantastic collection of contemporary art which includes works by Kandinsky, Picasso and Andy Warhol. At the time of this article and my visit, the gallery was closed to the public because of renovation works but should reopen in September 2013.



DAY 2  
.....  
12 AM

11



Bars & Cafes: Kaimug

## Lunch at Kaimug

In the afternoon, I head back into town for lunch. If you're looking for a good place for lunch but not too expensive, then Thai restaurant, Kaimug in Sendlinger Tor area is a safe bet.

I ordered a small portion (offer choice of portion sizes) of their excellent Thai Green curry. It's €5.90 to takeaway or an extra euro to eat in.

DAY 2  
.....  
1 PM

13



### **Getting there**

From Marienplatz take the U6 underground line (in the direction of Garching-Hochbrück) to Fröttmaning. The travel time from Marienplatz to Fröttmaning is approximately 16 minutes. From the station it is another 10–15 minute walk to the stadium.

### **Big question**

How can I get tickets to see a game at Bayern Munich?

A short answer is that it's pretty tough and almost impossible. Bayern Munich always sell out their matches, home and away. To buy tickets via the official site, register via Viagogo.com the international resale site which has a direct link on FCB's website. Otherwise, the other option is to turn up on matchday and when exiting the station, you often find touts selling tickets for the game. Again, you are never sure of the validity of the tickets so this represents a risk.

## **Allianz Arena**


For football lovers all around the world, a visit to the Allianz Arena is a must. After their spectacular triumph in this year's Champions League Final, they are now arguably the world's best football team and with Pep Guardiola at the helm, it will be intriguing to see where they go from here. Enough of my football punditry.

The arena itself is an attraction in itself. It's like a huge inflatable rubber boat, made of inflatable cushions.

Visitors for the princely sum of €10 can enjoy a 75-minute tour of the stadium and these are hugely popular. There are no tours on match days and tickets are sold in the 3rd-floor gift shop.

Note that the English tours run everyday at 1pm and can get sold out pretty quickly so do try and get there in advance to get your place on the tour. The tour is very comprehensive and covers everything like the unusual shape of the building and how it alternates its entire outside color between FC Bayern Munich's deep red and TSV 1860s light blue, depending on which of the home football teams is playing.

I was then taken pitchside to have a feeling of what the stadium looks like. Afterwards I checked out the player's dressing room, the showers and where they have their ice bath after the match, the media lounge where the post match press conferences are held and the best part for me is the tunnel from where the players emerged onto the pitch to the sound of the Champions League anthem.



DAY 2  
.....  
3:30 PM

14

## Schloss Nymphenburg

Back at Munich Central station, I hop on the No 16 tram to visit Schloss Nymphenburg. I wasn't sure about visiting the palace but on first glance, it doesn't disappoint. It is breathtakingly beautiful. The palace is at the end of a long drive with ornamental ponds and fountains right in front of it. If your time is limited forgo the guided tour and check out the extensive gardens at the back which are free for you to roam at your leisure.

Schloss  
Nymphenburg

### Getting there

Take the S-Bahn  
(Tram) No 16 to  
Romanplatz



DAY 2  
.....  
4:30 PM

14



Must See: Englischer Garten

## Englischer Garten

If the weather is good, there is no better place to relax and enjoy than the historic, beautiful Englischer Garten. It's one of the world's largest parks, bigger than New York's Central Park. It has everything – from waterfalls and horse drawn carriages to people frisbee – slacklining, beer gardens, Japanese teahouses (where traditional tea ceremony takes place regularly) and even surfers riding this man-made 'standing wave.' This garden really has it all.

## Hofbräuhaus

I end my 48 Hours in Munich in style at the raucous and fun-filled Hofbräuhaus. This is as touristy and crazy as Munich gets, packed to the rafters with beer swilling customers merrily drinking, laughing and dancing the night away. It gets busy in the evenings when it becomes quite difficult to find a table. However, often the lack of space means joining a table where you often meet tourists from all over the world. The drill is get to know your table friends, toast them, take pictures with them, toast them again. Coming here is the closest thing to experiencing the mother of all beerfests – **Oktoberfest**. The concept of the Hofbräuhaus is focused on the idea of extending the Fest to 365 days a year. The waiters can be surly so don't come here expecting world class service. The beer is decent and pricey with a stein (litre) of beer coming in at €7. They have a pretty decent restaurant serving classic Bavarian fare. The Oompah brass band whip up a frenzy getting the customers into the festive spirit. Munich has several excellent beer halls and this definitely is one of the best-an essential Munich experience.

DAY 2  
.....  
7 PM

16



*Nightlife: Hofbräuhaus*

## Munich – Getting there and away

**Train:** Munich has excellent direct connection with all key German cities with direct connections to **Berlin** and **Hamburg**. Check the Deutsche Bahn website ([www.bahn.com](http://www.bahn.com)) for timetables, journey times and prices. My advice is always to book as far in advance as possible to get the best possible fares.

**Tip:** Schönes Wochenende Ticket: Travel in a group of up to five people or with your children or grandchildren on local services at the weekend. This for just **€42** online or at ticket vending machines. Also available from the DB Travel Center for **€44**. Furthermore it is also possible to purchase the Schönes Wochenende Ticket by calling the **Deutsche Bahn UK Booking Centre: +44 (0) 8718 80 80 66** (calls cost 8p per minute from a BT landline. Calls from other networks or mobiles may cost more).

This ticket is valid on all local rail services from DB AG (S-Bahn, RB, IRE, RE), on services offered by many transport associations, and on non-federal railways (in accordance with their applicable regulations regarding 2nd class travel) and on some sections of line in Poland.

**Top Munich tip:** Central and East station both have short-term lockers which you can rent for upto 72 hours. So if you have a late checkout or are on a flying visit you can dump your luggage & you are free to explore the city. The extra large locker in picture was big enough to store my 80l rucksack and my backpack for just **€5 for 24 hours**.

**Bus:** Munich is a stop for the excellent value hop-on-hop-off bus company Busabout ([www.busabout.com](http://www.busabout.com)). The low cost bus service, BerlinLinienBus ([www.berlinlinienbus.de](http://www.berlinlinienbus.de)) runs a daily service between **Berlin** and Munich (one-way/return **€44/81**, 9½ hours). It goes via **Nuremberg** and **Leipzig**.

**Air:** Munich has it's own international airport (which has a beer garden called 'Airbräu!') which enjoys excellent connections to all major European destinations and served by low-cost airlines like Germanwings and easyJet.

I was touring Germany as part of an effort to highlight and discover the country's emerging 'Youth Hotspots.'

Find out more about these hotspots at [www.germany.travel/youth](http://www.germany.travel/youth), feel free to add your own and also do download their free youth hotspots app that is now available on the Apple Store & Android Store.

### Total cost of trip

2 nights in Jugendherberge Possenhofen	€45.00
St. Peter's Tower	€1.50
Icecream at Café Rischart	€1.20
Lunch at Pizza Granero	€9.00
Entry into the Residenz	€7.00
0.5l of Augustiner Hell lager	€3.95
Rostbratwurstl at Schlemmermeyer's	€2.60
Night at the 'Cinema'	€10.00
Lunch at Kaimug	€6.90
Allianz Arena Tour	€10.00
Schloss Nymphenberg	€Free
Englischer Garten	€Free
Hofbräuhaus	€7 for 1 litre
Plus 2 day travel ticket (XXL Area) (€7.80 1 day ticket)	€15.60
<b>Total:</b>	<b>€119.75</b>

» **Visit Munich online**